

EDPlan Connect

A Guide for using the EDPlan parent portal.

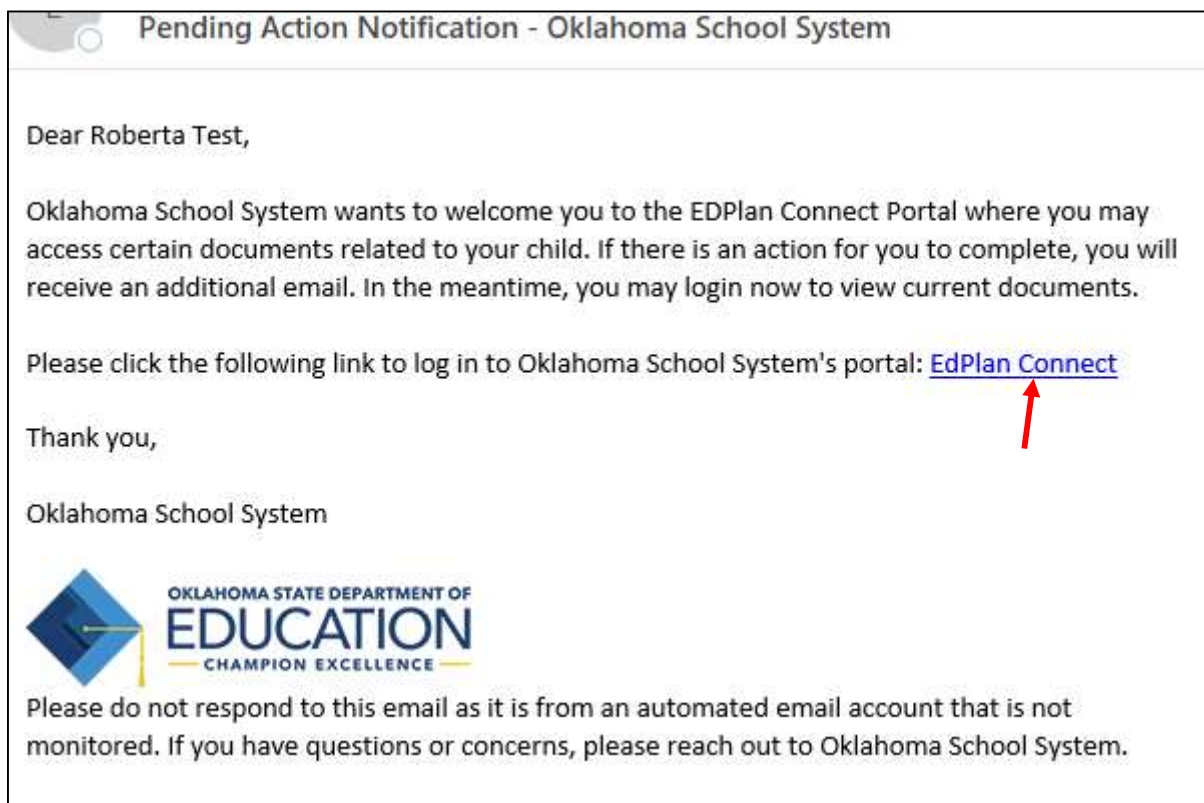
EDPLAN™ CONNECT PARENT PORTAL

The EDPlan Connect parent portal will allow you to virtually access your child's IEP or Section 504 Plan documents, service information, and teacher of record information. This guide provides an overview of EDPlan Connect.

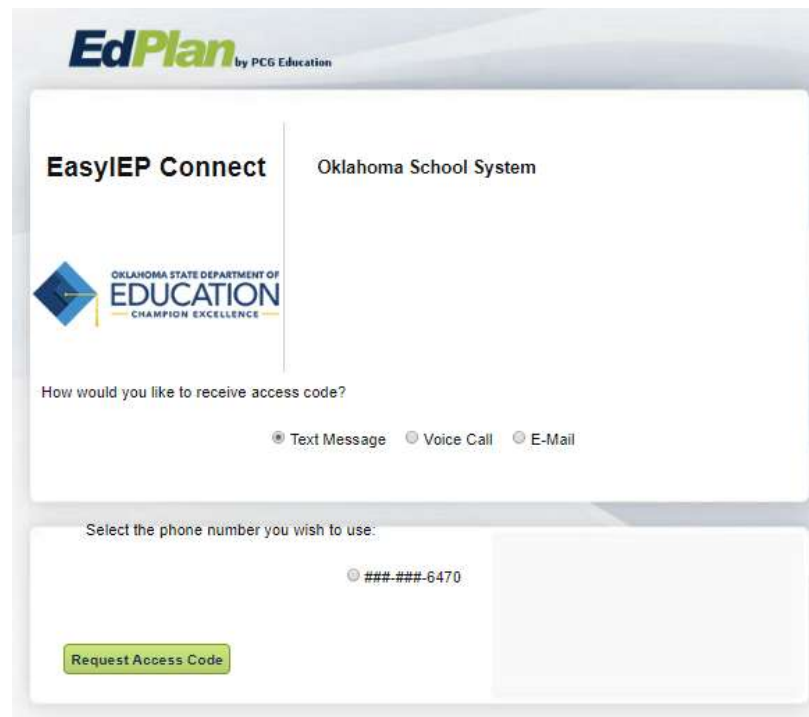
After your child's eligibility, IEP, or Section 504 meeting has taken place and documents have been finalized in EDPlan, you will be sent an email notification with a link that allows you to access the EDPlan Connect portal. Keep the initial email you receive, or bookmark the login page, this will be your EDPlan Connect login page.

Access the EDPlan Connect Portal by following the steps below:

1. Locate the EDPlan Connect notification in your email inbox, which you will receive after a document is created. This notification will be sent to the email address the school has on file. The email will look similar to the picture below.



2. After clicking on the link, you will be taken to the EDPlan Connect portal to authenticate your identity per the Family Education Rights and Privacy Act (FERPA) requirements by requesting an access code. You can choose to receive the code either by text message, voice call or email. Text or voice call is strongly encouraged, as these options are more secure. The Login page will look similar to the picture below.



EdPlan by PCG Education

EasyIEP Connect Oklahoma School System

OKLAHOMA STATE DEPARTMENT OF
EDUCATION
CHAMPION EXCELLENCE

How would you like to receive access code?

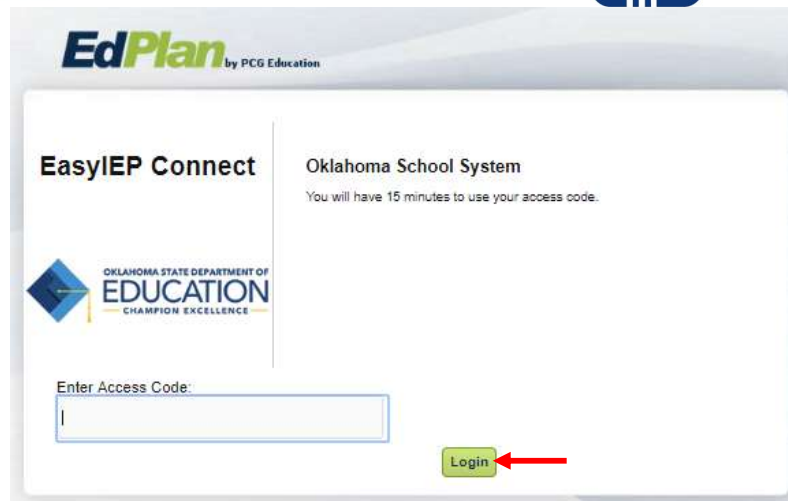
Text Message Voice Call E-Mail

Select the phone number you wish to use:

Request Access Code

After you select how you want to receive the access code, click 'Request Access Code' button and allow for 1-2 minutes to receive the access code via the chosen method (for example, you will receive a text if 'Text Message' was selected above).

3. Once the code is received, enter it in the field seen in the picture below and select 'Login.'



- Once you have logged into the site, you will be taken to the 'To Do' screen where any new documents for review will be displayed. Click on the document name to open it in PDF format.

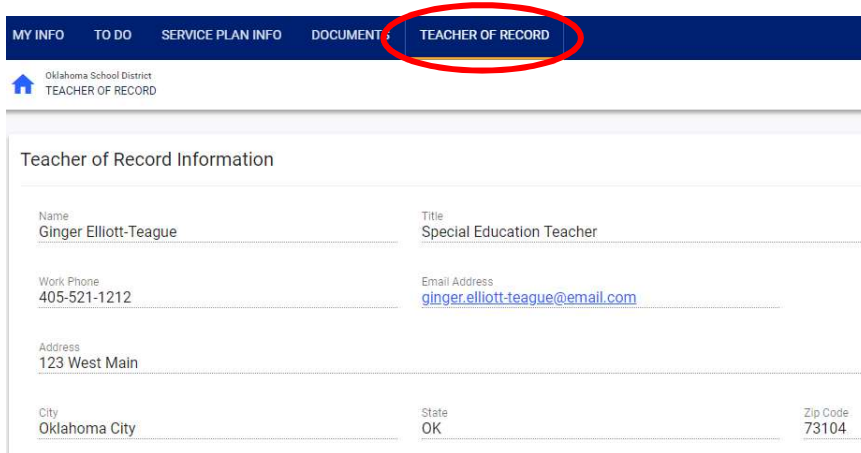
Student	Date Submitted	Proposed Document	Action	Respond
Carter Test	03/12/2019	OK Eligibility - MEEGS	Generated Final OK Eligibility - MEEGS	Review
Carter Test	03/12/2019	OK IEP	Generated Final OK IEP	Review

EDPlan Connect General Navigation

- **To Do List:** When you log in to EDPlan Connect, the landing page will be the To Do List. Documents that have recently been created will display in this list, as seen below.

Student	Date Submitted	Proposed Document	Action	Respond
Carter Test	03/12/2019	OK Eligibility - MEEGS	Generated Final OK Eligibility - MEEGS	Review
Carter Test	03/12/2019	OK IEP	Generated Final OK IEP	Review

- **Teacher of Record:** You can review the district contact listed for your child under the 'Teacher of Record' link, as seen below.



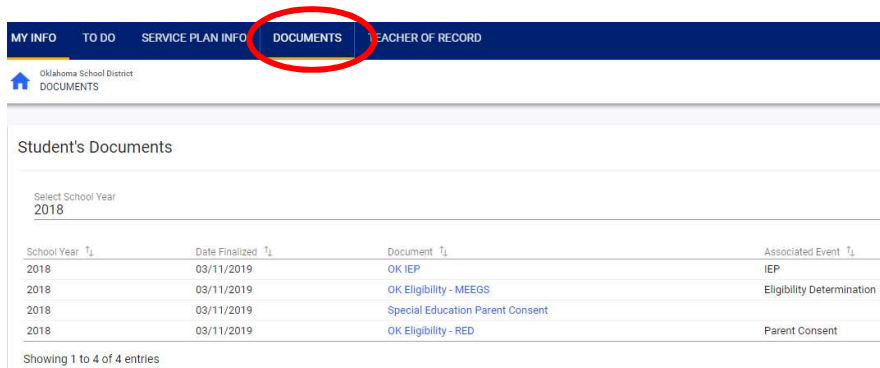
MY INFO TO DO SERVICE PLAN INFO DOCUMENTS **TEACHER OF RECORD**

Oklahoma School District
TEACHER OF RECORD

Teacher of Record Information

Name	Ginger Elliott-Teague	Title	Special Education Teacher
Work Phone	405-521-1212	Email Address	ginger.elliott-teague@email.com
Address	123 West Main		
City	Oklahoma City	State	OK
Zip Code	73104		

- **Documents:** While logged in, you will be able to review any documents associated with your child and your EDPlan Connect account by clicking on the Documents link. You may click on the document name (in blue) to open that document, as seen below.



MY INFO TO DO SERVICE PLAN INFO **DOCUMENTS** TEACHER OF RECORD

Oklahoma School District
DOCUMENTS

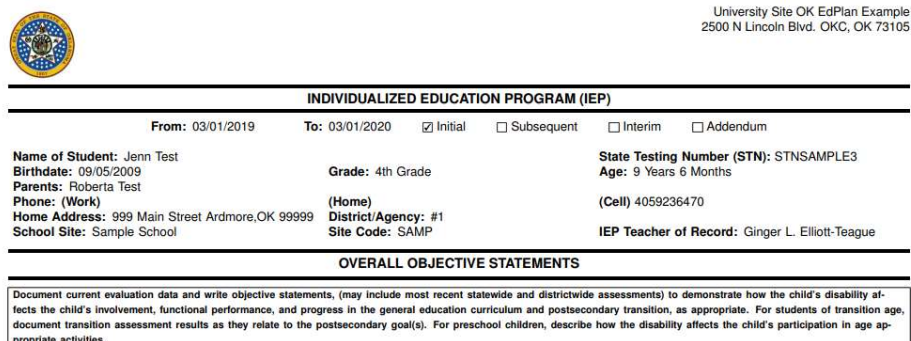
Student's Documents

Select School Year
2018

School Year	Date Finalized	Document	Associated Event
2018	03/11/2019	OK IEP	IEP
2018	03/11/2019	OK Eligibility - MEEGS	Eligibility Determination
2018	03/11/2019	Special Education Parent Consent	
2018	03/11/2019	OK Eligibility - RED	Parent Consent

Showing 1 to 4 of 4 entries

- Below is a screen shot of what an opened IEP document looks like:



University Site OK EdPlan Example
2500 N Lincoln Blvd. OKC, OK 73105

INDIVIDUALIZED EDUCATION PROGRAM (IEP)

From: 03/01/2019 To: 03/01/2020 Initial Subsequent Interim Addendum

Name of Student: Jenn Test **Grade:** 4th Grade **State Testing Number (STN):** STNSAMPLE3
Birthdate: 09/05/2009 **Age:** 9 Years 6 Months
Parents: Roberta Test **(Home)**
Phone: (Work) **(Cell)** 4059236470
Home Address: 999 Main Street Ardmore, OK 99999 **District/Agency:** #1
School Site: Sample School **Site Code:** SAMP **IEP Teacher of Record:** Ginger L. Elliott-Teague

OVERALL OBJECTIVE STATEMENTS

Document current evaluation data and write objective statements, (may include most recent statewide and districtwide assessments) to demonstrate how the child's disability affects the child's involvement, functional performance, and progress in the general education curriculum and postsecondary transition, as appropriate. For students of transition age, document transition assessment results as they relate to the postsecondary goal(s). For preschool children, describe how the disability affects the child's participation in age appropriate activities.

When are the email notifications sent?

You will receive an email notification after a document was created for your child. The email notification will contain a link to EDPlan Connect.

What should I do if my phone number, address, email address, or other information in the 'My Info' screen is incorrect?

Contact your child's school and inform them of any changes that need to be made in your contact information.

Why didn't I receive an email notification when my child's IEP or 504 document was finalized?

There could be several reasons why you didn't receive an email.

- Your child's school district doesn't have a valid email address and phone number on file for you. Contact the school to provide or review the email address and phone number on file.
- You did receive the email, but your email account moved it to a subfolder within your inbox (a 'spam' folder). Check in your spam folder or search for emails from edplanconnect@pcgus.com.

